

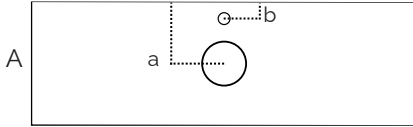
Name: \_\_\_\_\_ Order Date: \_\_\_\_\_

Email: \_\_\_\_\_ Order Number: \_\_\_\_\_

Address: \_\_\_\_\_ Contact Number: \_\_\_\_\_

## Stone Top Configuration

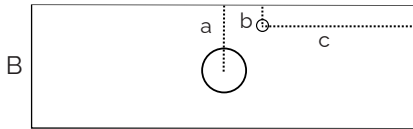
12 o'clock - Centre Taphole



Stone Top Code:

Hole Position (from edge to the centre of the hole in mm)	
a	
b	

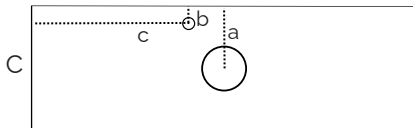
2 o'clock - Right Offset Taphole



Stone Top Code:

Hole Position (from edge to the centre of the hole in mm)	
a	
b	
c	

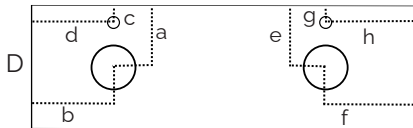
10 o'clock - Left Offset Taphole



Stone Top Code:

Hole Position (from edge to the centre of the hole in mm)	
a	
b	
c	

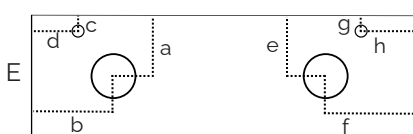
Double Bowl & (12 o'clock) Centre Taphole



Stone Top Code:

Hole Position (from edge to the centre of the hole in mm)			
a		e	
b		f	
c		g	
d		h	

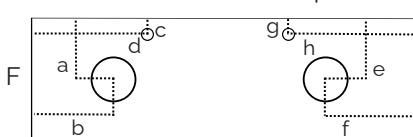
Double Bowl with Tapholes (10 o'clock) Left Offset Taphole (2 o'clock) Right Offset Taphole



Stone Top Code:

Hole Position (from edge to the centre of the hole in mm)			
a		e	
b		f	
c		g	
d		h	

Double Bowl with Tapholes (2 o'clock Right Offset Taphole (10 o'clock) Left Offset Taphole



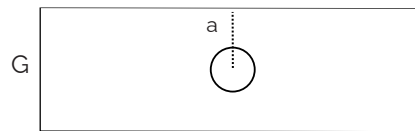
Stone Top Code:

Hole Position (from edge to the centre of the hole in mm)			
a		e	
b		f	
c		g	
d		h	

\*Tapholes are based on using IS4088 basin 355x355mm

## Without Mixer Hole

Centre Bowl & Without Taphole Hole




Stone Top Code:

Hole Position (from edge to the centre of the hole in mm)	
a	

(For 600,750,900 and 1200mm)

Double Bowl & Without Taphole Hole



Stone Top Code:

Hole Position (from edge to the centre of the hole in mm)			
a		c	
b		d	

(For 1500, 1800mm)

No Bowl & Without Taphole Hole



Stone Top Code:

## Stone Top Options

CATO		SNOW	
Code	Dimensions	Code	Dimensions
ST26FTNH-600	600x460x20mm	ST46FTNH-600	600x460x20mm
ST26FTNH-750	750x460x20mm	ST46FTNH-750	750x460x20mm
ST26FTNH-900	900x460x20mm	ST46FTNH-900	900x460x20mm
ST26FTNH-1200	1200x460x20mm	ST46FTNH-1200	1200x460x20mm
ST26FTNH-1500	1500x460x20mm	ST46FTNH-1500	1500x460x20mm
ST26FTNH-1800	1800x460x20mm		
PURE		APLINE	
Code	Dimensions	Code	Dimensions
ST56FTNH-600	600x460x20mm	ST86FTNH-600	600x460x20mm
ST56FTNH-750	750x460x20mm	ST86FTNH-750	750x460x20mm
ST56FTNH-900	900x460x20mm	ST86FTNH-900	900x460x20mm
ST56FTNH-1200	1200x460x20mm	ST86FTNH-1200	1200x460x20mm
ST56FTNH-1500	1500x460x20mm	ST86FTNH-1500	1500x460x20mm
ST56FTNH-1800	1800x460x20mm	ST86FTNH-1800	1800x460x20mm
PALIS WHITE			
Code	Dimensions		
ST66FTNH-600	600x460x20mm		
ST66FTNH-750	750x460x20mm		
ST66FTNH-900	900x460x20mm		
ST66FTNH-1200	1200x460x20mm		
ST66FTNH-1500	1500x460x20mm		
ST66FTNH-1800	1800x460x20mm		

## Acknowledgement

I, (Full Name), \_\_\_\_\_ acknowledge that I have selected the correct stone top configuration. I am aware and also acknowledge that there are no exchanges and returns for custom-cut products and that all responsibility of selecting the right choice rests with me as the end-user.